


The EVent Ventless Grill has an aluminum air flow tube that facilitates the air flow within the grill. If this tube becomes clogged with grease or food debris, the air flow may be blocked and can cause the fan to shutdown. ***Evo recommends that the air flow tube be checked and cleaned monthly.***


To access the Air Flow Tube, remove right side panel using 8mm hex key

Cleaning Steps:


1. Locate silicone tubing attached to the air flow tube towards the top of the back wall. *Pipe cleaners may be located inside of side panel next to air flow tube. (newer units)*
2. Pull silicone tube from the metal spoke on the air flow tube.
3. Insert a narrow cleaning tool (pipe cleaner is recommended) into the metal tube.
 - a. The air flow tube exits on the Chef Side of the EVent in the grease filter compartment.
 - b. Unlock the grease filter compartment, remove the baffle grease filter, and pull the pipe cleaner through from the grease filter compartment.
4. Process should be repeated until all grease and debris has been removed.




#1 Air Flow Tube w/ silicone tubing attached. Pull off silicone tubing to begin.



#2 Silicone tubing removed. Air Flow Tube ready to clean



#3 Pipe Cleaner inserted into tube opening



#4 Pipe Cleaner exit on top of wall in grease filter box. Remove grease filter and pull out the pipe cleaner. Repeat if needed to remove all debris.

IMPORTANT – PIPE CLEANER SHOULD BE PULLED OUT FROM THE GREASE FILTER COMPARTMENT. DO NOT PULL OUT FROM THE ORIGIN POINT AS THIS WILL TRAP GREASE IN THE TUBE AND CONTINUE TO BLOCK AIR FLOW

AFTER CLEANING, RE-ATTACH SILICONE TUBE AND REPLACE SIDE PANEL. REPLACE GREASE FILTER, CLOSE & LOCK GREASE FILTER ACCESS PANEL. TURN ON GRILL TO TEST.